



Appointment Management System

- Designed By:—Xhitiz IT Solution,
Raipur(C.G.)
- MANUAL

Table of Contents

- Introduction
- Appointment Booking
- Login
- Patient Registration
- Admin Dashboard
- Appointment Management
- Service Management
- Roles of Admin and Staff
- Patient Report or list

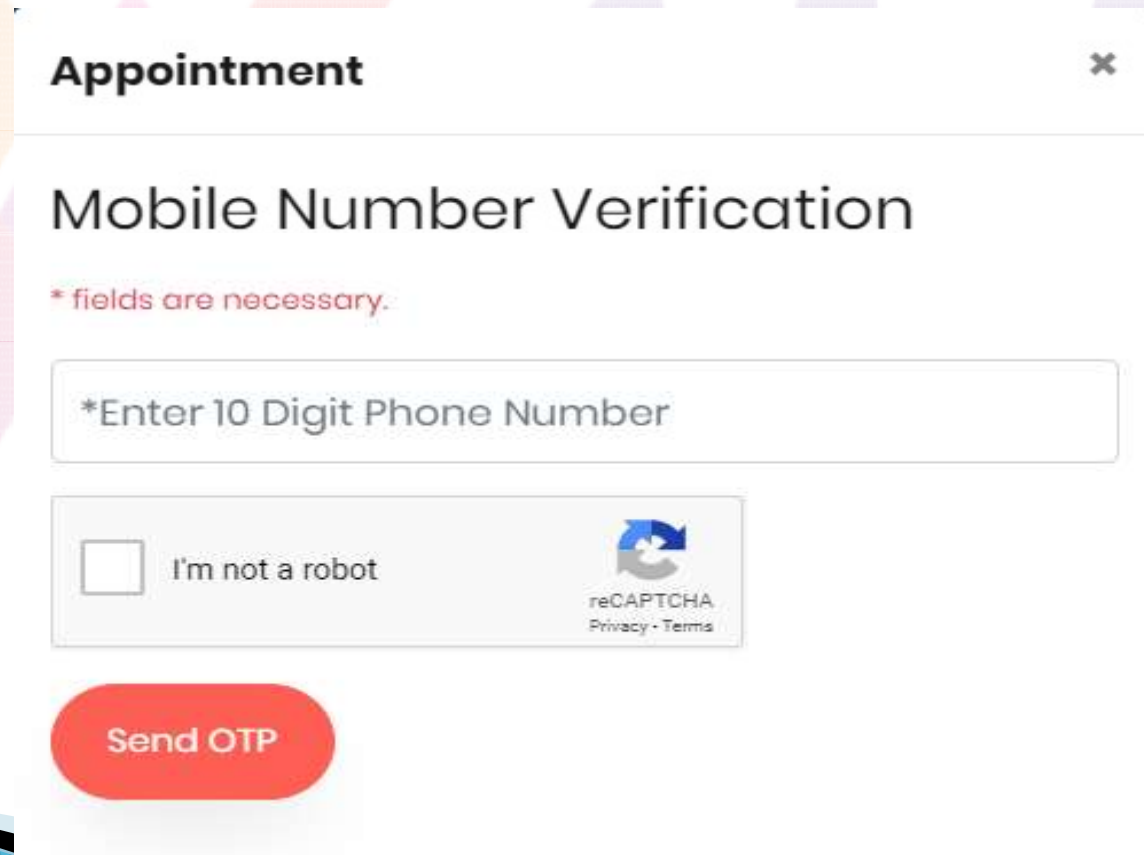
Introduction

With this software system, we provide patients and users to book their **appointment online** for the checkup. This web-based application helps to overcome the issues of booking and managing appointments the way users want. Sometimes it is tough for the receptionist or doctor to manage and allot appointments to the patients. So this online **doctor's appointment system** will help you with solutions that users can view various booking slots available and select dates and time according to their preference. The system will also offer different features of doctors monthly earnings. Users can also cancel their bookings with the help of a **doctor's appointment booking system**.

Online doctor appointment solution: For doctors, clinics, nursing homes and hospitals we brought an integrated, multi-function platform that will help to transform your healthcare business and manage your daily back-office work and make it easy and flexible. This **online doctor appointment solution** is basically created to meet your healthcare needs.

Appointment Booking–(stage-1)

- patient generates enquiry from portal
- Request for doctor's appointment that he want
- First verify your mobile number.



The image shows a web form titled "Appointment" with a close button (X) in the top right corner. Below the title is the heading "Mobile Number Verification". A red asterisk followed by the text "* fields are necessary." is displayed. There is a text input field with the placeholder text "*Enter 10 Digit Phone Number". Below the input field is a checkbox labeled "I'm not a robot". To the right of the checkbox is the reCAPTCHA logo and the text "reCAPTCHA Privacy - Terms". At the bottom of the form is a red button with the text "Send OTP".

Appointment X

Mobile Number Verification

* fields are necessary.

*Enter 10 Digit Phone Number

☐ I'm not a robot

reCAPTCHA
Privacy - Terms

Send OTP

Appointment Booking-(stage-2)

Appointment ✕

Make Appointment

* fields are necessary.

*First Name

*Last Name

*-- Select Your Services --

6268643850

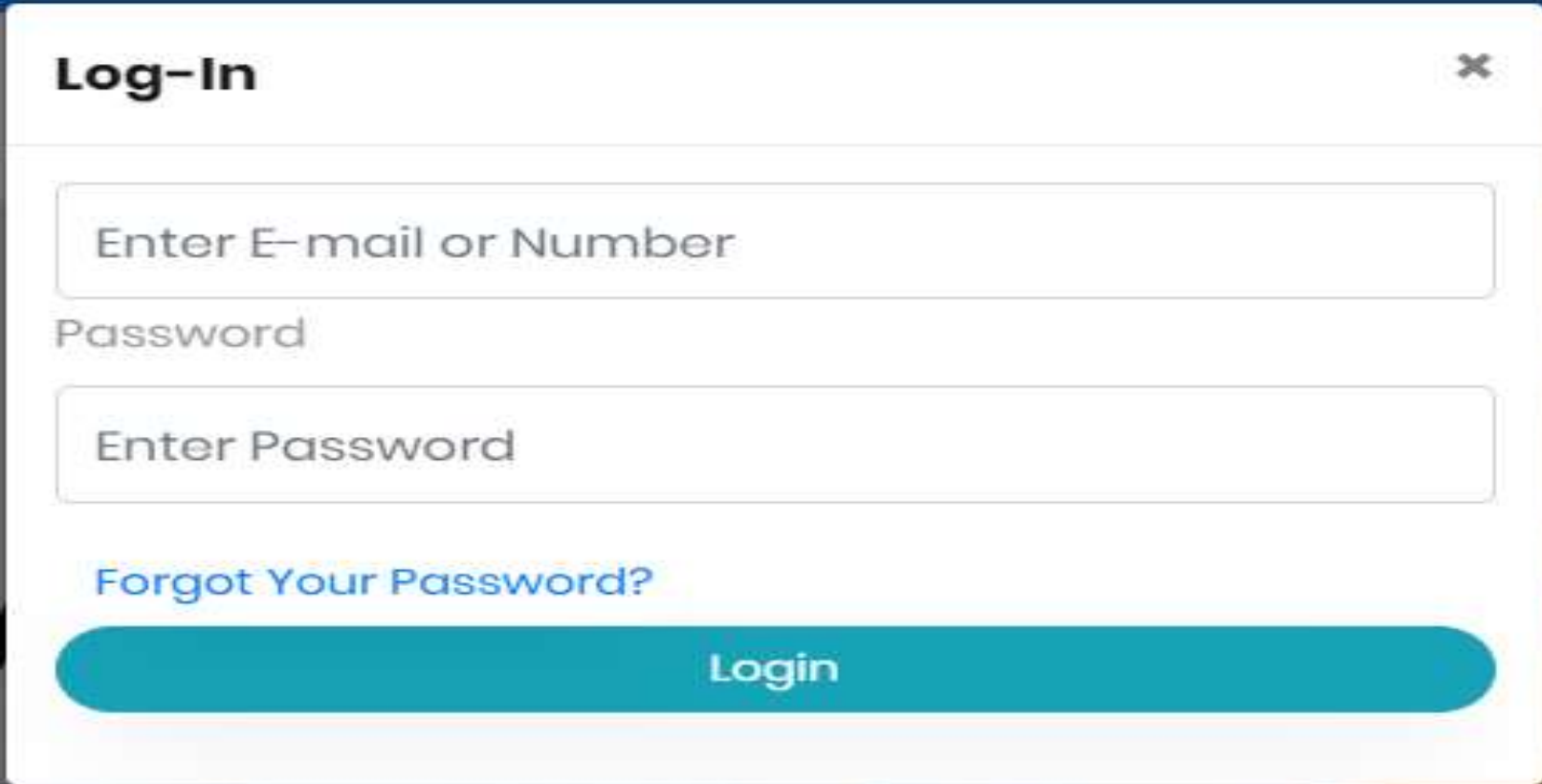
*Select DATE

Referred By ex.- Website,Doctor Name

Appointment

Login

- Admin and Staff has administration power.



Log-In ✕

Enter E-mail or Number

Password

Enter Password

[Forgot Your Password?](#)

Login

Patient registration

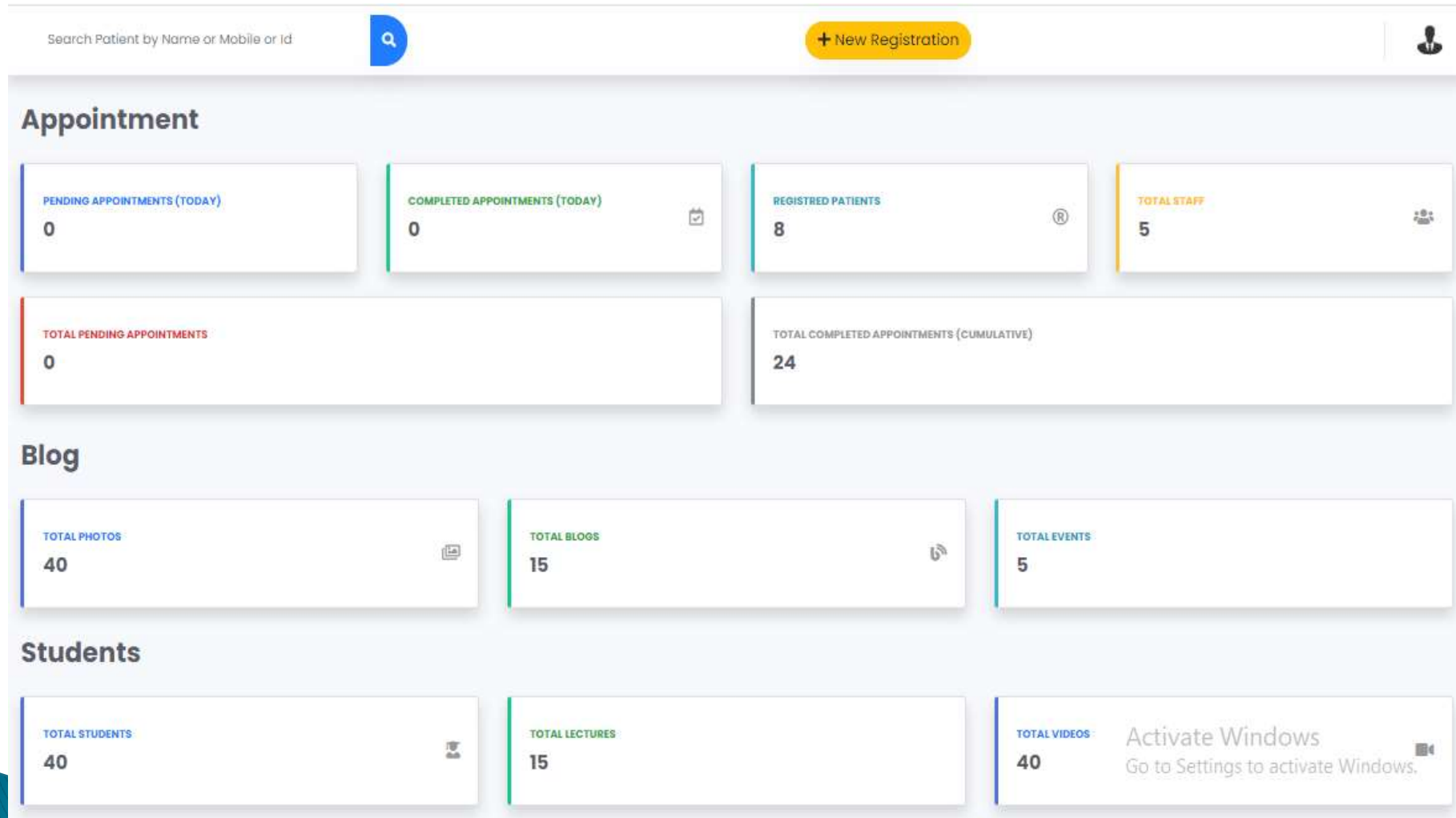
- Admin and staff has the authority to View and Edit patient details or register a new patient.

Add Patient

Mobile No:*	Enter 10 Digit Mobile Number
Patient's First Name:*	Enter First name
Patient's Last Name:*	Enter Last name
Age:*	Enter Your Age
Address:*	Enter Your Address
City:*	Enter Your City
Pincode:*	Enter Pincode
State:*	-----Select State-----
E-mail:	Enter Email
Gender:*	--Select Gender--
Blood-Group:	--Select Blood Group--
Height:*	Enter Your Height(in cm)
Weight:*	Enter Your Weight(in Kg)
Ref By:	Example: Dr.Bansal, website

Register

Admin Dashboard



Appointment Management

- Admin can manage upcoming 3 days appointment.
- Where Admin has power to accept or reject the appointment.

Search Patient by Name or Mobile or Id

Q

+ New Registration

Appointment

Today Tomorrow Overmorrow

Approve All Cancel All

Pending Appointment

Id	Name	Mobile	Ref-by	Appointment Date	Creation Date	Actions
Approved Appointment						
Cancelled Appointment						
Appointment Completed						

Activate Windows
Go to Settings to activate Windows.

Copyright © Shree Shyam Clinic

Services Management

- Admin has the power to create, delete or edit any services.

DOCTOR

Search Patient by Name or Mobile or Id

+ New Registration

Dashboard

OPTIONS

- Registration
- Management
- Blog

Service List

+ Add Service

Service Id	Service Name	Amount	Made By	Updated	Creation Date	Actions
1	ECG	₹ 200	Mr/Ms. Bajarang Lal	Yes	2020-01-29 18:09:50	Delete Edit
2	Consultation	₹ 400	Mr/Ms. Bajarang Lal	Yes	2020-01-29 19:36:52	Delete Edit
3	ECHO	₹ 1400	Mr/Ms. Bajarang Lal	No	2020-01-30 13:18:24	Delete Edit
4	ABPM	₹ 2500	Mr/Ms. Bajarang Lal	No	2020-01-30 13:18:51	Delete Edit

Roles of Admin and Staff

- Admin has the authority to register Staff, Employee and Patient
- Staff has the authority to register Patient
- Every role of this portal can activate and block their below level designation user
- And above all has the authority to register patient directly from portal
- Admin has the authority to create service and service status and their updation, deletion
- Admin and Staff has the authority to assign appointment shift to the Patient
- Any patient of this portal can booking appointment once in a day
- After check-up doctor or admin can generate report and receipt of patient.
- Doctor or Admin can view previous history of registered patient

Patient List Report

- Only Admin and Staff has the authority to generate patient list report

The screenshot displays a web application interface for a medical management system. On the left is a blue sidebar with a 'DOCTOR' header and a 'Dashboard' menu. Below the menu are options for 'Registration', 'Management', and 'Blog'. The main content area is titled 'View Report' and includes a search bar at the top with the placeholder 'Search Patient by Name or Mobile or Id'. A yellow button '+ New Registration' is located next to the search bar. Below the search bar, there are two input fields labeled 'From:' and 'To:'. To the right of these fields are two blue buttons: 'Search Report' and 'Print'. Below the input fields, there is a section titled 'Appointment Report' with a pagination control showing '1', '2', and '3'. Below the pagination, there is a table with the following columns: 'Appointment Id', 'Patient Name', 'Mobile No.', 'Ref-by', and 'Appointment Date'. The table contains 12 rows of data.

Appointment Id	Patient Name	Mobile No.	Ref-by	Appointment Date
APN00000005	pradeep sidar	6268643850	Offline Visit	2020-01-20
APN00000006	Suyash Sahu	9654222222	Offline Visit	2020-01-21
APN00000007	pradeep sidar	6268643850	Offline Visit	2020-01-21
APN00000008	sadasdasdas sadasdasda	9999999999	Offline Visit	2020-01-21
APN00000009	pradeep sidar	6545674845	Offline Visit	2020-01-22
APN00000010	pradeep sidar	6268643850	Offline Visit	2020-01-22
APN00000011	Suyash Sahu	9654222222	Offline Visit	2020-01-23
APN00000012	pradeep sidar	6268643850	Offline Visit	2020-01-23
APN00000013	pradeep sidar	6268643850	Offline Visit	2020-01-23
APN00000014	pradeep sidar	6268643850	Offline Visit	2020-01-23
APN00000015	pradeep sidar	6268643850	Offline Visit	2020-01-23
APN00000016	pradeep sidar	6268643850	Offline Visit	2020-01-23



THANK YOU

From– Xhitiz IT Solution,
Raipur (C.G.)

Presented By: Xhitiz IT-Solution

Website: www.xhitiz.com

Contact: +91 9907507570